

Connector Datasheet

PT061100XXB1

Pitch 1.27 pin header Single row DIP DH

Prepared: Hyde		Approved: ADAM	
Checked: FEIDI		Customer:	
Version	Changed Reason	Changed by	Date
01	Original version	Hyde	20191014

Address (India): H-601, Officer City2, Rajnagar Extension, Ghaziabad

Address (TW): 2F., NO 3, Gongye 4th RD., Hukou Shiang Hsinchu County 303-51, Taiwan

TECHNICAL INFORMATION

MATERIALS

- Housing: Thermoplastic High Temperature, UL 94V-0.
- Contact: Copper Alloy, Reference Drawing Description.
- Gold flash plated overall

ELECTRICAL PERFORMANCE

- Current Rating: 1A Max. / Pin
- Voltage Rating: 30V DC Max.

MECHANICAL PERFORMANCE

- Mating force : 220g Max. / Pin
- Unmating force: 20g Min. / Pin
- Contact Retention Force : Male: 300gf / pin Min.
- Durability : 100 cycles

PACKING

- Box

Confidential

This is a proprietary information of PSG.
No reproduction / copying is allowed without permission.

www.psgtek.com

TEST REQUIREMENTS AND PROCEDURES SUMMARY

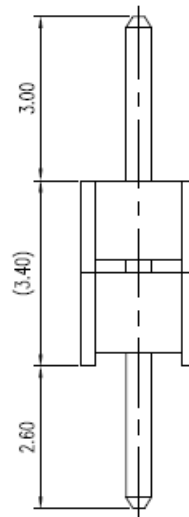
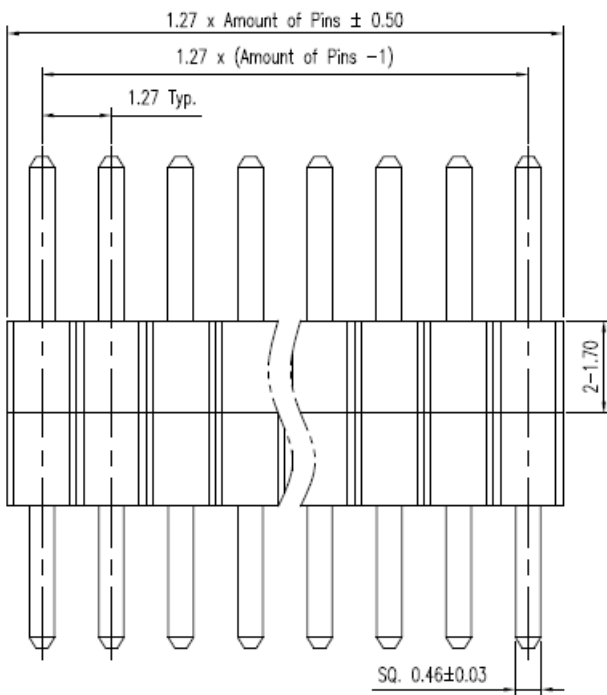
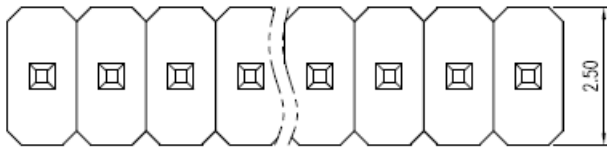
Test Description	Requirement	PROCEDURED
Examination of product	Meets requirements of product drawing and Specification.	Visual inspection No physical damage
Electrical		
Contact Resistance	40mΩ Max. After Test 60mΩ Max.	EIA-364-23C
Insulation Resistance	1000MΩ Min. at 500V DC / 2min.	EIA-364-21-E
Dielectric Withstanding Voltage	No breakdown at 500V RMS	EIA-364-20-E
MECHANICAL		
Durability	100 Cycles	EIA-364-09C
Mating Force	220gf Max. /Pin	Speed 25±3mm/minute
Un-Mating Force	20gf Max. /Pin	Speed 25±3mm/minute
Contact Retention Force	300gf Min./Pin	EIA-364-29C
ENVIRONMENTAL		
Humidity	Meets requirements of product drawing and electrical specification.	EIA-364-31C method II Condition A
Salt spray	Meets requirements of product drawing and electrical specification.	Temperature: 35°C ± 2°C Density of salt water: 5 ± 1% Period: 4hours
Low Temperature	Meets requirements of product drawing and electrical specification	The connector housing shall be store at temperature of -25 ± 3°C for 48hours
Dry heat	Meets requirements of product drawing and electrical specification	The connector housing shall be store at temperature of 85 ± 2°C for 96hours EIA-364-17C
PHYSICAL		
Solderability	The test area shall be covered more than 95% of immersed area with flash solder	Solder Temperature: 245°C ± 5°C Immersion Period: 3 ± 0.5sec.
Resistance to Soldering Heat	1. Without deformation of case or excessive loosen. 2. Electrical characteristics shall be satisfied	Place the connector on the P.C. Board, then immerse the solder pin up to the surface of the board in the solder bath at 260°C ± 5°C for 5 sec.(Included 245°C ± 5°C for 10 sec.)

Figure 1

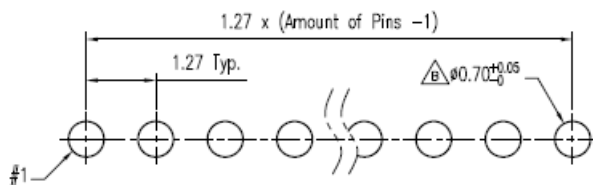
NOTE: Shall meet visual requirements, show no physical damages.

Component Configuration and Dimensions

PT061100XXB1=> XX: Amount of Pins



Pins assignment for PCB Layout



Recommended P.C.B. Layout
Layout Tolerance = ± 0.05 mm

Others

Confidentiality of PSG

Note: The product specification only for standard product